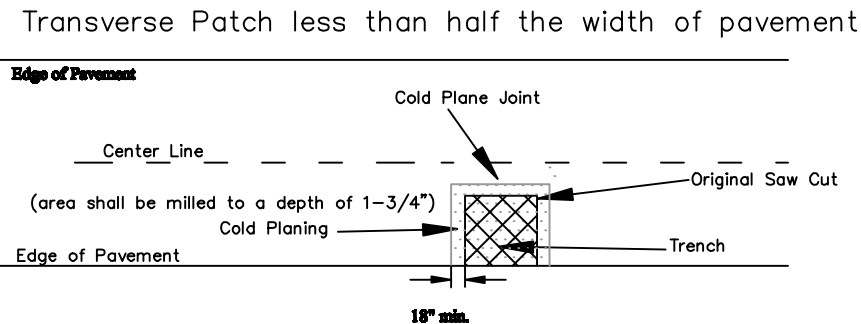
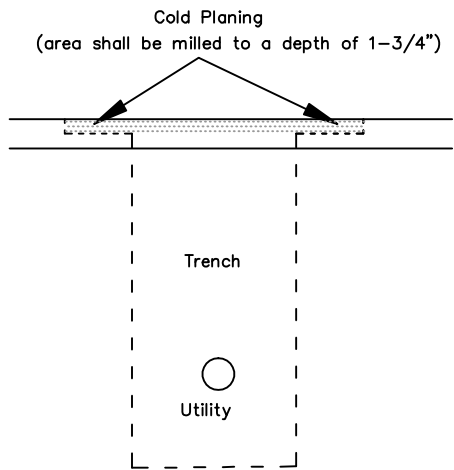
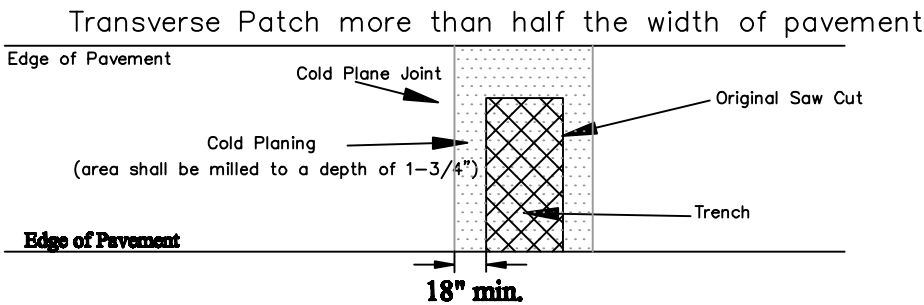


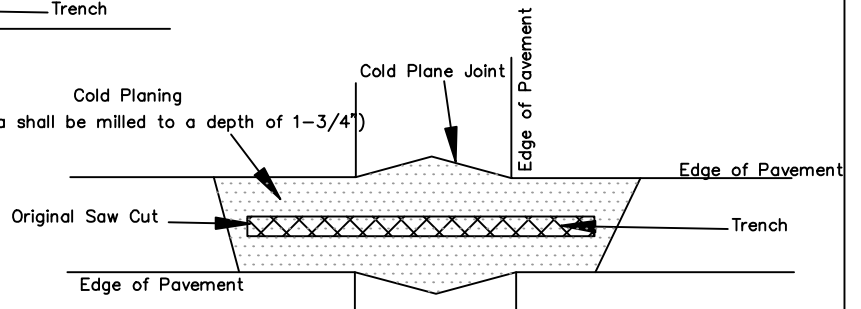
Procedures for specialty repairs of trench cuts on City roads

1. Pavement shall be saw cut along the ditch line. Any undermined areas that inadvertently develop shall have the projecting pavement saw cut and removed.
2. Trench backfill shall be compacted in 1 foot lifts according to conditions 5–7 of the Trench/Digging Permit.
3. A temporary 3 inch depth – ¾ ” type B hot bituminous patch shall be laid in two 1 ½ inch depth lifts.
4. The patch shall be allowed to settle for a minimum of 60 days (or time determined by Director of DPW).
5. After suitable exposure to traffic compaction as determined by the Director of Public Works, the pavement shall be milled to a depth of 1 ¾” providing a minimum 18 inch overlap onto existing undisturbed pavement.
6. Paveprep joint tape (or equivalent) shall be placed over the trench joint. Care must be taken to identify and offset the location of the joint before cold planing.
7. The milled area shall be paved with ½ ” type E hot bituminous pavement meeting NH DOT 401 pavement specifications. The new to old pavement joints shall be sealed with a crack and joint sealer.

Cross sectional view



Longitudinal patch at a cross street



D-18 Specialty Pavement Restoration Detail



Department of Public Works

27 Bisson Avenue
Laconia, NH 03246

Phone: 603-528-6379
Fax: 603-527-1298